

**KHSAA TITLE IX  
ANNUAL REPORT SUBMISSION  
STATUS REPORT  
2009-2010**

KHSAA  
Form T65  
Revised 4/09

TO: KHSAA Member School Superintendents, Principals, and Athletic Directors

FROM: Brigid L. DeVries, Commissioner  
Darren Bilberry, Assistant Commissioner

DATE: May 11, 2010

School	Russellville High School	Reviewed by	Gary W. Lawson
--------	--------------------------	-------------	----------------

The following is a status report regarding the required 2009-2010 Title IX Annual Report submission of forms due into the KHSAA office by April 15, 2010. Appropriate KHSAA Audit Team personnel have reviewed these forms and the following is a summary of this review.

I. Checklist of Forms properly submitted in a satisfactory manner:

<b>X</b>	GE 19 (Annual Verification)	<b>X</b>	T-35 (Budget Expenses)
<b>X</b>	T-1 (Summary Program Chart 1)	<b>X</b>	T-36 (Budget Expenses)
<b>X</b>	T-2 (Summary Program Chart 2)	<b>X</b>	T-41 (Checklist – Overall Interscholastic Program)
<b>X</b>	T-3 (Summary Program Chart 3)	<b>X</b>	T-60 (Corrective Action Plan)
<b>X</b>	T-4 (Summary Program Chart 4)	<b>X</b>	T-63 (Interscholastic Survey Results)

II. Status

A.	<b>X</b>	2009-2010 Forms are satisfactory and no further information or action is necessary at this time.
B.		Errors have been noted with respect to the following forms:
C.		The following forms were omitted and must be submitted by school representatives:
D.	<b>X</b>	According to the 2009-2010 data, the school appears to be meeting the standards established in: <input checked="" type="checkbox"/> Test 1 (Athletic participation is proportionate to enrollment) <input type="checkbox"/> Test 2 (History and continuing practice of program expansion) <input checked="" type="checkbox"/> Test 3 (Full and effective accommodation of interests and abilities)
E.	<b>X</b>	Other Recommendation and Comments: According to calculations, data, and responses submitted, the school is meeting the standards established in both Tests 1 and 3 for the provision of athletic opportunities. The responses on the T-3 form appear to be supported by the information on the most recent student athletic interest survey. In the area of benefits, total athletic spending seems to be within acceptable parameters for the provision of parity.



**KENTUCKY HIGH SCHOOL ATHLETIC ASSOCIATION**  
**2009-2010 ANNUAL VERIFICATION OF TITLE IX PROCEDURES**  
 (To be submitted by April 15, 2010 along with other required forms)

KHSAA Form GE19  
Rev. 04/09

The Russellville High School, Russellville, Kentucky  
 (Name of High School) (City)

APR 26 2010

certifies to the Kentucky High School Athletic Association that the following is an accurate and true representation of the facts surrounding compliance with 20 U.S.C. Sections 1681-1688, et. Seq. (also known as Title IX). I certify the following provisions in accordance with records at the school contained in the permanent Title IX file, at least one copy of which must be maintained in the Principal's office, and to the best of my knowledge have completed the following tasks:

I. Established a gender equity committee at the high school. (List committee personnel and provide attachment if necessary)

Name	Address	Phone	Title (Supt., Principal, Student, Parent, Coach, Etc.)
Phil Todd	1101 W 9 <sup>th</sup> St. Russellville	270-847-9201	Athletic Director
Veronica Johnson	916 Sunset Ln. Russellville	270-847-0529	Coach
Dedra Adler	804 Milton Riley Rd. Russellville	270-847-7789	Coach
Robbie Carnall	108 W. 7 <sup>th</sup> St. Russellville	270-772-0937	Parent
Nakia Daniel	527 E. 7 <sup>th</sup> St. Russellville	270-893-6324	Student
Paul Neal Sansom	4367 Nashville Rd. Russellville	270-726-3600	Student
Larry Johnson	404 S. Morgan St. Russellville	270-847-7976	Coach

II. Scheduled a minimum of three meetings during the 2009-2010 school year on the following dates:

August 10, 2009
October 19, 2009
February 22, 2010

III. Designated the following person(s) as the Title IX coordinator for the school:




Name	Title	Address	Phone
Phil Todd	Athletic Director	1101 W. 9 <sup>th</sup> St.	270-726-8421

IV. Designated the following person(s) as the Title IX coordinator for the district:

Name	Title	Address	Phone
Kaye Wilkins	Asst. Superintendent	353 S. Summer St.	270-726-8405

School personnel are continuing to make periodic reviews of the boys' and girls' athletics program reflected in the Corrective Action Plan.

In addition to the above information, the above referenced school maintains a complete permanent file relative to Title IX records including copies of the self-assessment audit, all corrective action plans, and other related materials.

 \_\_\_\_\_ Date 4-21 2010  
 Principal's Signature  
 \_\_\_\_\_  
 Superintendent Signature  
 \_\_\_\_\_  
 School Board Chairpersons' Signature  
 (Send original copy to KHSAA - Maintain duplicate in Title IX school folder)

2009-2010

ACCOMMODATION OF INTERESTS AND ABILITIES  
SUMMARY PROGRAM CHART (Form T-1)



Participation Opportunities: Test One - Proportionality

		(Column 1)	(Column 2)	(Column 3)	(Column 4)
	Program	Enrollment	Percentage of Total Enrollment	Number of Interscholastic Participants (double and triple count)	Percentage of Total Participation
Row 1	GIRLS	135	45.6%	146	42.4%
Row 2	BOYS	161	54.4%	198	57.6%
Row 3	Totals	296	100%	344	100%

Instructions:

\*Number of 8<sup>th</sup> grade students & below used in Column 3 and Column 4 calculations:  
77

- Determine the total number of girls enrolled, (place in Row 1, Column 1). Determine the total number of boys enrolled, (place in Row 2, Column 1).
- Add the total number of girls and boys enrolled to determine total enrollment, (place in Row 3, Column 1).
- Calculate the percentage of total enrollment that is female. (Divide Row 1, Column 1 by Row 3, Column 1 and place in Row 1, Column 2.) Calculate the percentage of total enrollment that is male. (Divide Row 2, Column 1 by Row 3, Column 1 and place in Row 2, Column 2.) Note: Row 1, Column 2 plus Row 2, Column 2 should total 100%.
- Ask coaches to confirm the names of those individuals who are on the team as of the first date of regular season competition, and cross out the names of those who were cut from the team or quit the team prior to the first regular season competitive event. Determine the total number of interscholastic athletics participants that are girls, (and place in Row 1, Column 3). In order to determine the total number of athletics participants, an individual should be counted each time he or she participates on a team. For example, if Jane Doe competes on the varsity volleyball team, the junior varsity volleyball team, the junior varsity basketball team, and the varsity softball team, she should be counted as four participants (do not include club or intramural sports participants, cheerleaders, dance teams, or pom squads). Calculate the same way for boys and girls. \* In addition, should 8<sup>th</sup> grade students and below play on a Freshman, Junior Varsity, or Varsity team, they should also be counted for each team and sport on which they participate. If applicable, please asterisk in the above notation as to how many 8<sup>th</sup> grade students & below are included in the totals. Using the same procedure, determine the total number of interscholastic athletic participants that are boys, (and place in Row 2, Column 3). Add Row 1, Column 3 plus Row 2, Column 3 to get total participants and place in Row 3, Column 3.
- Calculate the percentage of female participation. (Row 1, Column 3 divided by Row 3, Column 3 and place in Row 1, Column 4.) Calculate the percentage of male participation. (Row 2, Column 3 divided by Row 3, Column 3 and place in Row 2, Column 4.) Note: Row 1, Column 4 plus Row 2, Column 4 should total 100%.

Note: While being within three percent is not a formal compliance standard, if the percent listed in Row 1, Column 4 is within 3% of Row 1, Column 2, then it provides a good target within which compliance is likely.

Principal's Signature: John P. Myers Date: 4/22/10



**2009-2010  
ACCOMMODATION OF INTERESTS AND ABILITIES  
SUMMARY PROGRAM CHART (FORM T-2)  
PARTICIPATION OPPORTUNITIES: TEST TWO - PROGRAM EXPANSION**

		Column 1	Column 2	Column 3	Column 4	Column 5
Program		Number of Teams Currently Offered	Number of Participants	Number of Teams Added Since the beginning of the 2005-2006 School Year	Current Number of Participants for the 2009-2010 school year who are playing on teams added since the 2005-2006 School Year	Percent of Total Participation By Sex Added Since the beginning of the 2005-2006 School Year
<b>GIRLS</b> Row 1	varsity:	7	76	0	0	
Row 2	j.v.:	3	45	0	0	
Row 3	frosh:	2	25	0	0	
Row 4	total:	12	146	0	0	0%
<b>BOYS</b> Row 5	varsity:	8	114	0	0	
Row 6	j.v.:	4	62	0	0	
Row 7	frosh:	1	22	0	0	
Row 8	total:	13	198	0	0	0%

- 1) For Column 1, list the number of interscholastic teams offered for girls and boys at each competitive level (varsity, junior varsity, and freshman). For girls, total each of the entries in Rows 1, 2, and 3 into Row 4. For boys, total Rows 5, 6, and 7 into Row 8.
- 2) For Column 2, list the number of participants at each level. For girls, total each of the entries in Rows 1, 2, and 3 into Row 4. For boys, total Rows 5, 6, and 7 into Row 8. Note: The totals in Row 4 for girls and in Row 8 for boys must be the same as the totals in Form T-1, Column 3, Rows 1 and 2 respectively.
- 3) For Column 3, list the number of interscholastic teams that have been added in the last five years at each competitive level. Count each team added during the 5 year period only one time. e.g. Girl's junior varsity soccer was added 3 years ago, count the team only once, not 3 times. For girls, total the entries in Rows 1, 2, and 3 into Row 4. For boys, total Rows 5, 6, and 7 into Row 8.
- 4) For Column 4, list the number of participants that are currently on each level of the teams that were added in the last five years. If a team was added previously but no longer exists, there are no current participants to be added for that team. For girls, total the entries in Rows 1, 2, and 3 into Row 4. For boys, total Rows 5, 6, and 7 into Row 8.
- 5) For Column 5, calculate the percentage of participants that have been added in the last five years. For girls, take the number in Column 4, Row 4 and divide by the number in Column 2, Row 4. For boys, take the number in Column 4, Row 8 and divide it by the number in Column 2, Row 8.
- 6) Note: If the percentage of current participants added in the last five years is 25% or greater for the underrepresented sex (most likely girls), compliance with Test Two may be possible. If less than 25%, then compliance with Test Three should be analyzed. **CAUTION: 25% is not a formal compliance standard.**

Principal's Signature: \_\_\_\_\_

*J. P. Myers*

Date: \_\_\_\_\_

*4/21/2010*



**2009-2010  
ACCOMMODATION OF INTERESTS AND ABILITIES  
SUMMARY PROGRAM CHART (FORM T-3)**

KHSAA Form T3  
Rev. 11/08

**Participation Opportunities Test Three Full Accommodation**

**FOR ANY QUESTION ANSWERED "YES" IDENTIFY THE RESPECTIVE SPORT(S).**

	GIRLS (Yes / No)		BOYS (Yes / No)
1. Based on the responses from your most recent student survey, is there sufficient interest to form a viable interscholastic team for a sport not currently offered? If yes, what sport?	NO		No
2. For a sport not currently offered at the varsity level, is there sufficient interest based on your most recent Student Interest Survey to form a viable team for an interscholastic freshman team or junior varsity team?	No		No
3. For a sport currently offered at the interscholastic Junior Varsity or freshmen level, is there sufficient interest, based on your most recent Student Interest Survey, to form a varsity team?	No		No
4. If you answered YES to question (1), (2), or (3), are there enough high schools in the geographic area offering the sport (at the appropriate level) to allow for the development of a reasonable schedule of competition?	n/a		
5. If you answered YES to question (1), (2), (3), or (4), are there enough high schools in the geographic area offering the sport (at the appropriate level) to allow for the development of a reasonable schedule of competition?	n/a		

Remember, test three – full accommodation means addressing the unmet interest of the underrepresented sex (most likely girls), not the overrepresented sex (most likely boys).

Plans to Address Interest: ~~Russellville has offered archery to its curriculum due to past surveys.~~

Principal's Signature: John P. Meyer Date: 6/4/22/10



2009-2010

KHSAA:FormT4  
Rev.11/09

ACCOMMODATION OF INTERESTS AND ABILITIES  
SUMMARY PROGRAM CHART (FORM T-4)

Levels of Competition Test One

		Column 1	Column 2	Column 3
<b>Girls</b>	<b>Team Levels</b>	<b>Number of Teams Currently Offered</b>	<b>Number of Participants</b>	<b>Percentage of Participants at Each Level</b>
Row 1	varsity:	7	76	52%
Row 2	j.v.:	3	45	31%
Row 3	frosh:	2	25	17%
Row 4	total:	12	146	100%
<b>Boys</b>				
Row 5	varsity:	8	114	57.7%
Row 6	j.v.:	4	62	31.3%
Row 7	frosh:	1	22	11%
Row 8	total:	13	198	100%

- 1) Column 1, list the number of interscholastic teams offered for girls and boys at each competitive level: varsity, junior varsity, and freshman. (Refer to Form T-2, Accommodation of Interests and Abilities, Summary Program Chart 2, Column 1.)
- 2) For Column 2, list the number of participants at each level. For girls, total the entries in Rows 1, 2, and 3 into Row 4. For boys, total the entries in Rows 5, 6, and 7 into Row 8. (Refer to Form T-2, Accommodation of Interests and Abilities, Summary Program Chart 2, Column 2.)
- 3) For Column 3, calculate the percentage of female and male participants at each level.
  - For girls' varsity, junior varsity, and frosh, respectively:
    - Divide Column 2, Row 1 by Column 2, Row 4, and place the percentage in Column 3, Row 1
    - Divide Column 2, Row 2 by Column 2, Row 4, and place the percentage in Column 3, Row 2.
    - Divide Column 2, Row 3 by Column 2, Row 4, and place the percentage in Column 3, Row 3.
  - For boys' varsity, junior varsity, and frosh, respectively:
    - Divide Column 2, Row 5 by Column 2, Row 8, and place the percentage in Column 3, Row 5.
    - Divide Column 2, Row 6 by Column 2, Row 8, and place the percentage in Column 3, Row 6.
    - Divide Column 2, Row 7 by Column 2, Row 8, and place the percentage in Column 3, Row 7.

Principal's Signature: *J. L. Pi...* Date: 4/21/2010



2009-2010

**ACTUAL EXPENDITURES - PROGRAM COMPARISON CHART 1 --(FORM T-35)  
TO INCLUDE BOOSTER CLUB FUNDING**

KHSAA Form T-35  
REV. 11/09

Sports	Equipment and Supplies		Travel		Awards		Coaches' salaries (to include supplemental and extended employment; dollar amount required)			Facilities Improvements		Publications (if sport-specific)	
	Expenditures		Expenditures		Expenditures		Expenditures			Expenditures		Expenditures	
	School	Booster	School	Booster	School	Booster	School	# Coaches for all levels / # Teams for all levels	School	Booster	School	Booster	School
<b>G basketball</b>	4923.31	0	2395.27	0	273.50	0	14200.00	4x3	1800.00	0	0	0	0
<b>B basketball</b>	12291.21	0	4295.75	0	478.00	0	14200.00	4x3	0	0	0	0	0
<b>G softball</b>	7488.73	0	3038.61	0	146.00	0	6300.00	3X2	2800.00	0	0	0	0
<b>B baseball</b>	3965.99	0	1935.03	0	236.55	0	6300.00	3X2	0	0	0	0	0
<b>G cross country</b>	N/A		N/A		N/A		N/A		N/A			N/A	
<b>B cross country</b>	N/A		N/A		N/A		N/A		N/A			N/A	
<b>G golf</b>	3936.50	0	1741.60	0	64.13	0	2575.00	1/1	N/A				
<b>B golf</b>	3936.50	0	1741.60	0	64.13	0	2575.00	1/1	N/A				
<b>G soccer</b>	N/A		N/A										
<b>B soccer</b>	1997.27	0	2263.47	0	537.77	0	5150.00	2X2	0	0	0	0	0
<b>G swimming</b>	745.03	0	288.32	0	25.00	0	2000.00	1/1	N/A			N/A	
<b>B swimming</b>	745.03	0	288.32	0	25.00	0	2000.00	1/1	N/A			N/A	

1. Total expenditures on T-35 and T-36 on the 2009-2010 year report due by April 15, 2010 of each school year, should reflect the total monies spent (rounded off to nearest dollar) for the entire school year of 2008-2009 ending June 30, 2009.

2. Booster Club Funding/Contributions must be included in the above expenditures total. (Note: It is illegal for coaches to be paid by Booster Clubs -- Reference KHSAA Bylaw 27)

4/27-5/1/10

Principal's Signature: John P. Meyer

Date: 4/21/2010



2009-2010  
**ACTUAL EXPENDITURES - PROGRAM COMPARISON CHART 2 - (Form T36)  
TO INCLUDE BOOSTER CLUB FUNDING**

Sports	Equipment and supplies			Travel			Awards			Coaches' salaries (to include supplemental and extended employment; dollar amount required)			Facilities improvements			Publications (if sport-specific)		
	Expenditures			Expenditures			Expenditures			Expenditures			Expenditures			Expenditures		
	School	Booster		School	Booster		School	Booster		School	Booster		School	Booster		School	Booster	
G track	13852.5	0		540.60	0		109.95	0		2300.0	2/1							
B track	13852.5	0		540.60	0		109.95	0		2300.0	2/1							
G tennis	1112.00	0		537.03	0		62.02	0		2000.0	1/1							
B tennis	1112.00	0		537.03	0		62.02	0		2000.0	1/1							
G volleyball	2799.08	228.00		4732.51	0		397.10	0		4150	2x2							
B wrestling																		
G (list sport)																		
B football	7004.22	0		4111.62	0		644.40	0		18700	5x3		0	0	0	0	0	0
G (list sport)																		
B (list sport)																		

1. Total expenditures on T-35 and T-36 on the 2009-2010 year report due by April 15, 2010, should reflect the total monies spent (rounded off to nearest dollar) for the entire school year of 2008-2009 ending June 30, 2009.

2. Booster Club Funding/Contributions must be included in the above expenditures totals. Indicate percentage of total expenditures for each gender. (If disparities are obvious, list on your Corrective Action Plan (T-60) what action you will take to correct the problem.)

Gender	Expenditures	Percentage
Boys	\$84,611.14	42%
Girls	\$116,000.96	58%
<b>Total:</b>	<b>\$200,612.10</b>	<b>100%</b>

Principal's Signature: *John P. Meyer* Date: 4/21/2010





SCHOOL  
NAME\_Russellville

**2009-2010 TITLE IX  
CORRECTIVE ACTION PLAN  
(FORM T-60)**

**DIRECTIONS:**

1. For Column 1, indicate the intended area (Opportunities or Benefits) which needs corrective action in order to achieve gender equity. For Column 2, write the suggested change or activities that will correct the area in need of alteration. For Column 3, include the estimated completion date for the changes or activities.
2. It is possible to attain compliance with Title IX and no longer need "corrective" action. However, the KHSAA strongly encourages compliant schools to identify items for improvement (Column 1), activities to accomplish the improvement (Column 2) and a timetable for completion (Column 3) that will strengthen the athletic program.
3. You may copy this form as needed. Please attach corrective action plans along with audit forms and submit by April 15, 2010.

COLUMN 1 SPECIFIC ITEM FOR CORRECTION/ IMPROVEMENT	COLUMN 2 PLAN FOR SUGGESTED CHANGE	COLUMN 3 START DATE AND COMPLETION DATE OF CORRECTIVE ACTION
Equipment and supplies advantage on form T-41 was due mainly because of our football program and our Boy's basketball team purchasing two sets of uniforms.	Our girls program has already ordered two sets of uniforms ; along with warm-up shirts for the 2010-11 season.	Summer 2010 completion
Curriculum added	Due to the survey that was taken from the 2008-09 survey, Russellville High has added Archery as an x-tra curricular activity for both gender.	Fall 2009 completion.
Facility Improvements	Continue to up-grade our softball field's dug-outs and adding additional fencing.	Spring 2010
Facility Improvement	Addition of new floor tiling, lockers, and designing to our girl's basketball locker room.	Winter 2009

Principal's Signature: John P. Meyer

Date: 4/21/2010



**2009-2010 KHSAA TITLE IX ATHLETICS AUDIT (Form T-41)**  
**Checklist - Overall Interscholastic Athletics Program**

KHSAA Form T41  
Rev. 11/09

**DIRECTIONS:**

For the Areas of Compliance (Opportunities and Benefits) listed on the left hand side of the page, place a checkmark under the appropriate column identifying whether your school provided an advantage to the Girls' Program, or to the Boys' Program or to Neither Program. A review of T-35 and T-36 spending patterns might be helpful in completing this form.

Areas of Compliance:	ADVANTAGE TO:		
	GIRLS' PROGRAM	BOYS' PROGRAM	NEITHER PROGRAM
<b>OPPORTUNITIES</b>			
Accommodation of Interest and Abilities			X
<b>BENEFITS</b>			
Equipment and Supplies		X	
Scheduling of Games and Practice Time			X
Travel and Per Diem Allowances			X
Coaching			X
Locker Rooms, Practice and Competitive Facilities			X
Medical and Training Facilities and Services			X
Publicity			X
Support Services			X
Housing and Dining			X
Tutoring			X
Athletic Scholarships			X

**If an advantage/inequity is indicated, corrective action should be shown on the Corrective Action Plan, Form T-60.**

Principal's Signature: John P. Meyer Date: 4/21/2010



**INTERSCHOLASTIC ATHLETICS  
SURVEY (FORM T-63)  
Summary of Student Responses**

KHSAA Form T63  
Rev.11/09  
Page 1/3

School Year: 2009-10

School Name: Russellville High School

Enrollment  
(9-12 Grade): (SHOULD AGREE WITH FORM T-1, COLUMN 1, ROW 3)

Number of 9-11 Grade Students Surveyed: 195

Number of 8<sup>th</sup> Grade Students Surveyed: 70

Date: April 18, 2010

Completed By: March 22, 2010

**Instructions:**

1. Summarize the Student Athletics Interest Surveys Form T-61 by listing the total number of responses on the line next to each sport.
2. Under the Other Category please provide a listing of the sports as well as the number of students who are interested in participating.
3. Please sign and date this Summary Form (T-63) and mail this Summary Form only to the KHSAA by April 15. Do not mail the student surveys (Form T-61). However, these Forms should be maintained in your files in the event they are requested subsequently.

265 Number of Surveys 90%

239 Total Returned (A minimum of 80% return is expected)

8-11 Grades Surveyed (Should be grades 9-11 and 8<sup>th</sup> grade if school has a feeder system)

Who Administered The Survey? Faculty and staff

How Was The Survey Administered? Home rooms

Give details on how it was administered and to which school group, Example: English classes, or all home rooms, etc. or advisee/advisor?)

**KHSAA Sanctioned Fall Sports (List Total Number of Participation Responses)**

na Cross Country (Girls)

na Cross Country (Boys)

37 Football (Boys)

4 Golf (Girls)

7 Golf (Boys)

3 Soccer (Girls)

19 Soccer (Boys)

16 Volleyball (Girls)

**Winter Sport (List Total Number of Participation Responses)**

- 16 Basketball (Girls)
- 28 Basketball (Boys)
- na Indoor Track (Girls)
- na Indoor Track (Boys)
- 1 Swimming & Diving (Girls)
- 3 Swimming & Diving (Boys)
- na Wrestling (Boys)

**Spring Sport (List Total Number of Participation Responses)**

- 21 Baseball (Boys)
- 27 Fast Pitch Softball (Girls)
- 4 Tennis (Girls)
- 6 Tennis (Boys)
- 20 Track (Girls)
- 23 Track (Boys)

**Non-KHSAA Championship Sports (From Student Survey T-61 Question 10)**

- 24 Archery
- 8 Field Hockey
- 15 Bowling
- 5 Gymnastics (Boys)
- 6 Gymnastics (Girls)
- 15 Ice Hockey
- 2 Lacrosse (Boys)
- 3 Lacrosse (Girls)
- 22 Rifle
- 6 Rodeo
- 12 Slow Pitch Softball
- 11 Volleyball (Boys)
- 7 Water Polo
- 47 Weightlifting
- Other sports not listed

**Number of Students who participate in Intramural Sports  
(From Student Survey T-61 Question 5)**

<u>Sport</u>	<u>Number</u>
No intramural at R.H.S.	0

**List Intramural Sports students are interested in adding:**  
(From Student Survey T-61 Question 6)

<u>Sport</u>	<u>Number</u>
Volleyball boys	15
Ping-pong	37
badminton	28

**Participation in Non-School Sports Activities**  
(From Student Survey T-61 Question 7)

<u>Sport</u>	<u>Number</u>
Slow pitch softball	12
Basketball	21
Swimming	13
Bowling	15

**Reasons for not participating in interscholastic athletics**  
(From Survey Question 8)

- 34 I prefer other activities such as band, chorus, etc.
- 55 I don't have time
- 12 The practice schedules and game times are inconvenient
- 21 The sport I like isn't offered
  
- 18 It's too expensive
- 9 I prefer to participate in club or intramural sports
- 17 Working
- 24 Other: \_\_\_\_\_

**Student Suggestions to encourage participation**

Try to make the activity focus on having fun instead of winning and losing.

---

---

---

---

---

---

 \_\_\_\_\_  
Principal's Signature

4/21/2010  
Date



**KHSAA TITLE IX RE-VISIT  
(FORM T-50)  
2009-2010 SCHOOL YEAR**

School Name:     Russellville     High \_\_\_\_\_

The following persons are to be identified:

**School District Title IX Coordinator:**

Name	Kaye Wilkins
Professional Title	Assistant Superintendent
Phone Number	270-726-8405
Address	S. Summer St. Russellville, KY 42276

**School Title IX Coordinator:**

Name	Phil Todd
Professional Title	Athletic Director
Phone Number	270-726-8421
Address	1101 W. 9 <sup>th</sup> St. Russellville, KY 42276

The following *signatures* verify the authenticity of the documents included and certify to the KHSAA that the following is an accurate and true representation of the facts surrounding compliance with 20 V.S.C. Sections 1681-1688, et. Seq. (also known as Title IX).

	SIGNATURE	DATE
Principal	<i>John P. Meyer</i>	4/21/2010
School Title IX Coordinator	<i>Phil Todd</i>	4/21/2010
Superintendent	<i>Leon Smith</i>	4/21/2010
District Title IX Coordinator	<i>Kaye W. Wilkins</i>	4/21/10
School Board Chairperson	<i>James H. Melam</i>	4/21/10



**KHSAA TITLE IX RE-VISIT  
(FORM T-50)  
2009-2010 SCHOOL YEAR**

(Continued)

School Name: Russellville High

**Gender Equity Review Committee Members:**

MEMBER NAME	TITLE	SIGNATURE	DATE	(✓)*
Veronica Johnson	Coach	<i>Veronica M. Johnson</i>	4/21/10	
Larry Johnson	Asst. Coach	<i>Larry Johnson</i>	4/21/10	
Dedra Adler	Coach	<i>Dedra Adler</i>	4/21/10	
Robbie Carnall	Parent	<i>Robbie Carnall</i>	4/21/10	
Nakia Daniel	Student	<i>Nakia Daniel</i>	4/21/10	
Paul Neal Sansom	Student	<i>Paul Sansom</i>	4/21/10	

- Please check (✓) if Gender Equity Review Committee members have reviewed this final submission.